


Girl Scouts of Northeast Texas Patches

All patches can be purchased in your local Girl Scout Shop.

Need help: programs@gsnetx.org

When you head out on a camping adventure, try out one of our outdoor patches!

- Camp Project Partner Patch
- GeoScouting Patch
- Girl Scout Troop Camping Patch
- Outdoor Program Progressive Patches
- Polar Bear Award
- TLC Camper Patch



Whether you're volunteering or exploring a new interest, one of our patches may be just what you're looking for!

- Girls of "Note"
- History Museum Explorers
- Mission Military
- My Flag, My Country, and Me (3 patches)
- Scouting Northeast Texas
- Silver Lining Patch
- Summer Reading Program



Camp Project Partner Patch



Earn this patch by doing a special camp service project on any Girl Scouts of Northeast Texas Camp Site. Project must be prearranged with the site manager and completion verified by the site manager.

GeoScouting Patch



Girl Scouts of all ages are invited to download the Girl Scouts of Northeast Texas App in their APP Store and start GeoScouting Camp Whispering Cedars during their campout. While completing the trek, girls will earn various components of Girl Scout badges and upon completion. The trek can be done on an iPhone or Android device!

Girl Scout Troop Camping Patch



Girl Scout Troops who camp at any GSNETX camp. The patch consists of a basic patch and segments that represent each council camp site. Triangle patch and segments sold separately.

Outdoor Program Progressive Patches



Visit Girl Scouts of Northeast Texas's camps and earn this 5-part Totem Pole patch. Complete the activities listed below to earn each piece of the totem pole. Activities do not have to be earned in this order. Do all five activities to complete your Totem Pole Patch. Totem Pole sold as a set.

The following activities should be completed at any GSNETX camp.

Activity 1: Cabin Camping – camp at Bette Perot, Gambill or Whispering Cedars.

Activity 2: Tent Camping – camp at Rocky Point or Raccoon Ridge at Bette Perot in the platform tents or you can pitch a tent at any GSNETX camp.

Activity 3: Outdoor Cooking – Plan and cook one meal over a campfire while at camp.

Activity 4: Night Hiking – While at camp plan and take a hike after dark.

Activity 5: Backpacking – plan a campout where the girls pack all their gear (including food) in a backpack and then hike in from the parking lot or other designated area to their campsite.

Polar Bear Award



Earn this patch by camping in a tent (including platform tents) for one night when the temperature reaches 32 degrees or below. This patch can be earned by camping in primitive areas or in a platform tent on any Girl Scouts of Northeast Texas camp site. The site coordinator will verify the temperature.

TLC Camper Patch



Girl Scout campers may earn the TLC Camper patch when they (1) demonstrate “tender loving care” for council camp grounds, equipment and facilities; and (2) satisfactorily complete the Camp Site Check-Out List. Sold as a set.

Girls of “Note”



Girls of “Note” encourages girls to continue one of the traditional skills of Girl Scouts; singing. As you go along in Girl Scouts, you’ll learn more and more songs each year!

To earn this patch:

1. Learn and Sing the number of songs indicated below.
 - a. Daisy – Five songs, including Make New Friends
 - b. Brownie – Ten songs, including the Brownie Smile Song
 - c. Juniors – Fifteen songs, including one camp song and one song from a World Center
 - d. Cadettes, Seniors & Ambassadors – Twenty songs, including one camp song and one song from a World Center.
2. Share your music by performing a service project at a location of your choice, such as a nursing home, Girl Scout event or veteran’s facility.

History Museum Explorers

GSNETX has many great museums to explore! Check out these History Museums this weekend, or over the summer. Purchase the star and base in your local Girl Scout Shop. Base and star topper sold as a set.

African American Museum Dallas www.aamdallas.org

Dallas Heritage Village at Old City Park www.dallasheritagevillage.org

The Dallas Historical Society www.dallashistory.org

Dallas Holocaust Museum/Center for Education and Tolerance www.dallasholocaustmuseum.org

Frontiers of Flight Museum www.flightmuseum.com

The Old Red Museum of Dallas County History & Culture www.oldred.org

The Sixth Floor Museum at Dealey Plaza www.jfk.org

Think about the questions below before venturing to one or all of GSNETX's History Museum Partners where you can purchase that museum's specific patch.

1. What is a museum?
2. Why go to a museum? What will you discover when you get there?
3. Lots of people work at museum: curators, docents, archivists, registrars, conservators, educators, interpreters, event planners and historians? Learn about 3 of these jobs.
4. What is proper museum etiquette?
5. How do museums tell stories?
6. Research the history of a Dallas museum. Why is this museum located in Dallas? Would this museum "fit" in another city or state?
7. Many museums are associated with a historic landmark. Research a Dallas museum that is associated with a historic landmark. Why is that Dallas building or site worth protecting?
8. Sometimes you can visit museums online. Connect with a museum, maybe in another country, by taking a virtual tour or exploring an online exhibit.



Mission Military Patch

Mission Military is an opportunity to learn more about military service and history.
Girls of all ages can earn this patch!

To earn this patch*:

1. Participate in a military focused service project. You might consider participating in Project Troop to Troop through the GSNETX Cookie Program!
 2. Cadettes, Seniors and Ambassadors complete the last activity.
 3. Complete the number of activities below for your age level:
Daisy - 3 Brownie - 4 Junior - 5 Cadette, Senior, and Ambassador - 6
- List the five branches of the military. Learn at least 2 facts about each branch.
 - Locate on a map and research at least one active military base in Texas.
 - Learn what the USO is. What is its mission? What types of activities does it support? (www.uso.org)
 - Which branch of the military has 2 job opportunities not open to women. List them.
 - What is the purple heart and how is it earned? www.purpleheart.org
 - What are the general requirements to enlist? Be sure to study age, education, physical conditioning, and gender.
 - What is a veteran? Learn about veteran's organizations in our area and what they do. www.va.gov/kids
 - Interview a veteran. Learn what is like to serve your country.
 - What is proper flag etiquette during military ceremonies? Take part in a troop flag ceremony.
 - Each branch of the military has a song. Find the music and lyrics for one and sing it.
 - All of the branches of the military have schools of higher education. Select one and research it.
 - Military Academy, West Point, NY www.usma.edu
 - U. S. Naval Academy, Annapolis, MD www.usna.edu
 - U. S. Air Force Academy, Colorado Springs, CO www.usafa.af.mil
 - U. S. Coast Guard Academy, New London, CN www.cga.edu
 - Merchants Marine Academy, Kings Point, NY www.usmma.edu



FYI: Did you know that girls who have earned the Gold Award start at a higher pay grade level when enlisting?

*Requirements may be completed in any order.

My Flag, My Country, and Me (3 patches)



Brownies: Complete four of the following activities.

1. Say the Pledge of Allegiance and discuss what each line means.
2. Plan and participate in a flag ceremony where you are wearing your uniform.
3. Demonstrate three ways in which you respect the flag.
4. Learn how to fold a flag.
5. Learn a patriotic song.
6. Learn about three previous versions of the U.S. flag. Why were they different?
7. Learn what the colors, stars, and stripes represent on our U.S. flag.


Juniors: Complete five of the following activities.

1. Learn the Pledge of Allegiance in sign language.
2. Write a letter to a member of Congress to request a U.S. flag that has flown over the nation's capital.
3. When does a flag need to be retired? Are there any in your community ready to be retired?
4. Learn the history of the U.S. flag and the Texas State Flag.
5. Did you know there are Flag Holidays? Participate in one to honor the flag.
6. Invite a serviceperson or veteran to your troop meeting to talk about what it means to be a patriot.
7. Perform a formal flag ceremony for a community event.
8. Teach a formal flag ceremony and proper care for the flag, including flag etiquette, to a younger girl troop.
9. Learn a patriotic song and sing it at a Girl Scout Event.
10. Which U.S. Presidents are still living? List them and choose one to tell your group about.

Cadettes, Seniors, Ambassadors: Complete five of the following activities.

1. Research and discuss the history and adoption of: the U.S. flag, the Pledge of Allegiance, or the National Anthem.
2. Conduct a formal flag ceremony for a Girl Scout or community event.
3. Discuss five proper ways of displaying the U.S. flag as explained in the United States Flag Code.
4. Conduct an official flag retiring ceremony.
5. Discuss the function and purpose of the National Register of Historic Places. Describe how a property becomes eligible for listing.
6. Discuss the First Amendment regarding flag burning, the use of the flag in art, and what it means to you.
7. Talk to and thank a veteran. Ask why they chose to serve our country.
8. Find out how many war memorials exist in your community and discuss their significance.
9. Learn about the various branches of the military, what they specialize in, their colors, and their motto.
10. Write a poem, short story or record a video of "What it means to me to be an American".

Scouting Northeast Texas



All girls can earn the Scouting Northeast Texas Patch to learn more about their local community.

Complete at least eight activities.

1. List the 32 counties served by GSNETX. Can you find them on a map? Which county do you live in?
2. Learn the history of Girl Scouts in your community. When was GSNETX started?
3. What does the Texas Flag look like? Draw or color a picture of it and learn the Texas State Pledge.
4. What is the Texas State Flower and Tree? Plant seeds or draw pictures of them.
5. Arrange or join in a 'Chili Cook-off' and invite another troop OR prepare a recipe from a Texas Cookbook.
6. Watch a Texas High School, College or Professional Sporting Event and learn something about a Texas female athlete.
7. Visit a zoo, arboretum or nature preserve and learn about Texas wildlife and plants.
8. How many Service Center does GSNETX have? Where are they located?
9. Where are GSNETX's camps? Name them and find out what kinds of things you can do when you go!
10. Have a meeting with a Texas theme! Learn a western dance, sing The Yellow Rose of Texas, celebrate Texas Independence Day or head to a rodeo.
11. Explore a Northeast Texas College or University. Find 3 interesting facts about the school and share with the group.
12. Attend an art event in Northeast Texas. A play, dance, museum exhibit or a community festival.

Silver Lining Patch

The Silver Lining Patch Program helps girls make new friends and improve the quality of life for residents of nursing homes, assisted living and adult day care facilities.

To earn this patch:

Select a nursing home, assisted living, or adult day care and make contact with the activity director. Visit the facility 4 times.



At least one of your visits should include one of the options below:

Daisy: Final step of the Honest and Fair Lupe Petal

- Invite ALL the residents to an event you host! Make invitations, go door to door, or even ask them in the dining room- it's up to you. (Check with the Activity Director first!)
- Play a game like Bingo, Go Fish, Charades, or Checkers with your new friends living at the nursing home or assisted living facility. Talk about the rules, and then follow them as everyone plays! What other games can you play? What other ways you can show your new friends about honesty and fairness?

Brownie: Step four GS Way Badge

- Create a story, play, or puppet show with your new friends- and then perform it for the rest of the residents.
- Make a mural, collage, flag, or other artwork with your new friends showing the sisterhood between all the girls in your group and the residents.

Junior: Step three GS Way Badge

- Get Moving! Find songs that keep you motivated to move and exercising. With permission from the Activity Director, host a Texercise session with residents using those songs.
- Pick songs for a special gathering. Host a holiday party, old-fashioned ice cream sundae, a s'more fest, etc. Find songs that fit the gathering and keep everyone excited. Then practice them so you're ready to sing them at the gathering!

Cadette: Step five GS Way Badge

- Find a resident that exemplifies the Girl Scout Law and deserves recognition and praise. Talk with other residents and collect stories about him or her. Find a way to celebrate and honor the resident's achievements-perhaps a digital slide show, a short movie or skit, or even a party!
- Throw a community sisterhood celebration honoring women at the facility. At your celebration have residents share ways they each practice the Girl Scout Law. Plan get-to-know-you games and activities that get everyone sharing and making friends. Perhaps have everyone make something as a memento of the celebration.

Senior: Step five GS Way Badge

- Plant the seed of a Take Action project. Talk with the Activity Director about the biggest challenges and constraints they have in keeping the area clean and green. What issues could you help address? Brainstorm ideas you could put into. Complete one of the ideas.
- Leave the human "environment" better than you found it. For one week, make it your practice to leave the residents feeling "better than you found them." Do at least one concrete action each day. You might send them a thinking of you card, baking homemade fortune cookies with fun messages inside for the Activity Director to pass out, or host an ice cream social.

Ambassador: Step three or four GS Way Badge


- Bring generations together in song. Organize an event at the facility centered on singing-perhaps a tea during Girl Scout week- and get former scouts singing their favorite scout songs and recalling their cherished memories.
- Interview a global citizen. Interview a resident who had an international career, who is from another country, or lived abroad. Learn about her job in an interview. Discuss the ways their experiences embody the Girl Scout Law. Share what you've learned creatively.

Tip: The ideas you gather and the relationships you build might be the seed for a Take Action or Higher Award Project.

You may purchase your Silver Linings Patch at any retail location. Submit a picture or short story about your Silver Lining experience to programs@gsnetx.org and you may be featured on our Facebook page! For more information visit www.dads.state.tx.us or email programs@gsnetx.org.

Summer Reading Program

June 1 - September 1



The summer reading program is designed to encourage Girl Scouts to read, even when school is out! As with all activities, parents should be comfortable with the reading material their children choose. Base patch and yearly segments sold separately.

1. Decide where you'll get your books from this summer. The library? Find out how and get your very own library card. Electronically? Talk to your family about what option is best for you.
2. Read at least 10 books of your choice- try reading from at least 5 different genres.

Book Genres:

Biography or autobiography of a woman

Realistic Fiction with a female character

Mystery/Suspense

Folk Tales or Fairy Tales

Non-Fiction/informational

Traditional Literature

Historical Fiction

Fantasy

Science Fiction

Poetry or rhyming